


KEY HIGHLIGHTS OF Q2 FY 2016-17 RESULTS

- ❖ Garment Production up 55.36% Year on Year to 15.22 Mn Garments
- ❖ 36 Million New garment capacity ramping up continues
- ❖ Additional Processing facility is progressing as per plan
- ❖ Garment Industry is upbeat with proposed Government Incentives
- ❖ Revenue up 23.92% Year on Year to ₹ 755.39 Crores
- ❖ EBITDA up 28.86% Year on Year to ₹ 162.27 Crores
- ❖ *PBT* up 48.53% Year on Year to ₹ 108.09 Crores
- ❖ *PAT* up 55.60% Year on Year to ₹ 81.19 Crores
- ❖ *Cash Profit* up 30.90% Year on Year to ₹ 118.77 Crores

DISCLAIMER:

The information in this release has been included in good faith and is for general purposes only. It should not be relied upon for any specific purpose and no representation or warranty is given as regards to its accuracy or completeness. No information in this release shall constitute an invitation to invest in K.P.R.Mill Limited. or any of its affiliates. Neither K.P.R.Mill Limited., nor their or their affiliates' officers, employees or agents shall be liable for any loss, damage or expense arising out of any action taken on the basis of this release, including, without limitation, any loss of profit, indirect, incidental or consequential loss.





K.P.R. MILL LIMITED

CIN : L17111TZ2003PLC010518


Registered Office : No.9 Gokul Buildings, I Floor, A.K.S.Nagar, Thadagam Road, Coimbatore - 641 001.

Email : corporate@kprmill.com Web : www.kprmillimited.com Phone : 0422-2207777 Fax : 0422-2207778

STATEMENT OF UNAUDITED FINANCIAL RESULTS (STANDALONE) FOR THE QUARTER / HALF YEAR ENDED 30TH SEPTEMBER 2016

(₹ in Lakhs)

Sl.No	Particulars	Quarter Ended			Half Year Ended	
		30.09.2016 (Unaudited)	30.06.2016 (Unaudited)	30.09.2015 (Unaudited)	30.09.2016 (Unaudited)	30.09.2015 (Unaudited)
1	Income from operations					
	(a) Net Sales/Income from operations	52,462	50,872	48,273	1,03,334	93,012
	(b) Other Operating Income	990	1,397	796	2,387	2,059
	Total Income from operations	53,452	52,269	49,069	1,05,721	95,071
2	Expenses					
	(a) Cost of Materials Consumed	34,841	32,762	28,120	67,603	58,202
	(b) Purchase of Stock-in-trade	-	-	-	-	-
	(c) Changes in inventories of Finished Goods and Work-in-Progress	(3,850)	(680)	2,677	(4,530)	(1,477)
	(d) Employee Benefits Expense	5,090	4,275	3,785	9,365	7,266
	(e) Depreciation and Amortisation Expense	2,957	2,966	3,143	5,923	6,197
	(f) Other Expenses	5,743	5,868	4,358	11,611	11,297
	Total Expenses	44,781	45,191	42,083	89,972	81,485
3	Profit from Operations before Other Income, Finance Costs and Exceptional Items (1-2)	8,671	7,078	6,986	15,749	13,586
4	Other Income	713	733	526	1,446	1,139
5	Profit from Ordinary Activities before Finance Costs and Exceptional Items (3+4)	9,384	7,811	7,512	17,195	14,725
6	Finance Costs	1,285	1,504	1,111	2,789	2,452
7	Profit from Ordinary Activities after Finance Costs but before Exceptional Items (5-6)	8,099	6,307	6,401	14,406	12,273
8	Exceptional Items	-	-	-	-	-
9	Profit from Ordinary activities before tax (7+8)	8,099	6,307	6,401	14,406	12,273
10	Tax Expense	1,821	1,774	1,954	3,595	3,742
11	Net Profit from Ordinary Activities after tax (9-10)	6,278	4,533	4,447	10,811	8,531
12	Extra-ordinary Items (net of Tax expenses)	-	-	-	-	-
13	Net Profit for the period (11+12)	6,278	4,533	4,447	10,811	8,531
14	Other Comprehensive Income	-	-	5	-	10
15	Total Comprehensive Income(after Tax) (13+14)	6,278	4,533	4,452	10,811	8,541
16	Paid-up Equity Share Capital (Face Value of ₹10 each)	3,768	3,768	3,768	3,768	3,768
17	Earning Per Share of ₹ 10/- each (No Extraordinary Items) Basic and Diluted (in ₹) (Not Annualised)	16.66	12.03	11.80	28.69	22.64



STATEMENT OF ASSETS AND LIABILITIES (STANDALONE)

(₹ in Lakhs)

Sl.No	Particulars	As at
		30.09.2016 (Unaudited)
	ASSETS	
	Non-Current Assets	
	(a) Property, Plant & Equipment	85,842
	(b) Capital Work-in-Progress	564
	(c) Other Intangible Assets	76
	(d) Financial Assets	
	(i) Investments	8,847
	(ii) Trade Receivables	71
	(iii) Loans	744
	(e) Other Non Current Assets	5,455
	Total Non Current assets	1,01,599
	Current Assets	
	(a) Inventories	25,764
	(b) Financial Assets	
	(i) Trade Receivables	25,031
	(ii) Cash & Cash Equivalents	4,361
	(iii) Bank balances other than (ii) above	7
	(iv) Others	3,204
	(c) Other Current Assets	14,884
	Total Current assets	73,251
	Total Assets	1,74,850
	EQUITY AND LIABILITIES	
	Equity	
	(a) Equity Share Capital	3,768
	(b) Other Equity	1,04,537
	Total Equity	1,08,305
	Non-Current Liabilities	
	(a) Financial Liabilities	
	(i) Borrowings	7,093
	(b) Deferred Tax Liabilities (Net)	5,696
		12,789
	Current Liabilities	
	(a) Financial Liabilities	
	(i) Borrowings	34,213
	(ii) Trade Payables	9,930
	(iii) Other Financial Liabilities(other than financial liabilities specified in item (c))	6,928
	(iv) Others	760
	(b) Other Current Liabilities	280
	(c) Current Tax Liabilities(Net)	1,645
	Total Current Liabilities	53,756
	Total Equity and Liabilities	1,74,850




- 1 The above Unaudited Financial Results have been reviewed by the Audit Committee on 18.10.2016 and taken on record and approved by the Board of Directors at their meetings held on 24.10.2016.
- 2 The Company operates in one segment (i.e) Textile business, and hence there are no reportable segment in accordance with Ind AS 108 on "Operating Segments".
- 3 The Company adopted Indian Accounting Standards ("Ind AS") from April 1,2016 and accordingly these financial results have been prepared in accordance with the recognition and measurement principles laid down in Ind AS 34 "Interim Financial Reporting" prescribed under Section 133 of the Companies Act,2013 read with the relevant rules issued thereunder and the other accounting principles generally accepted in India.
- 4 The financial results pertaining to the Quarter / Half Year ended September 30, 2015 have not been subjected to a limited review or audit and have been presented based on the information compiled by the Management. The Management has exercised necessary due diligence to ensure that the financial results provide a true and fair view of its affairs in accordance with the Indian Accounting Standards (Ind AS).
- 5 The Statutory Auditors have carried out "Limited Review" of the financial results for the Quarter/ Half Year Ended 30.09.2016 and preceding quarter ended 30.06.2016.
- 6 The reconciliation between the profits as reported earlier and the "Ind AS" recasted profits for the quarter / half year ended 30.09.2015 is given below:

Sl.No	Particulars	₹ in Lakhs	
		Quarter Ended 30.09.2015 (Unaudited)	Half Year Ended 30.09.2015 (Unaudited)
	Net Profit for the period under previous Indian GAAP	4,440	8,518
(a)	On account of interest	7	13
(b)	Net profit for the period under Ind AS	4,447	8,531
(c)	Actuarial Gain on employee defined benefit fund recognised in other comprehensive income	5	10
(d)	Total Comprehensive Income (Net of Tax)	4,452	8,541

- 7 The results for the quarter / Half Year ended 30.09.2015 have been restated to comply with Ind-AS to make them comparable with the current period. Further, previous period figures have been regrouped / reclassified, wherever necessary, to conform with the current period presentation.

Coimbatore
24.10.2016



For K.P.R.MILL LIMITED

P.Nataraj
Managing Director
DIN : 00229137



K.P.R. MILL LIMITED


CIN : L17111T22003PLC010518

Registered Office : No.9 Gokul Buildings, I Floor, A.K.S.Nagar, Thadagam Road, Coimbatore - 641 001.

Email : corporate@kprmill.com Web : www.kprmillimited.com Phone : 0422-2207777 Fax : 0422-2207778

STATEMENT OF UNAUDITED FINANCIAL RESULTS (CONSOLIDATED) FOR THE QUARTER / HALF YEAR ENDED 30TH SEPTEMBER 2016 (₹ in Lakhs)

Sl.No	Particulars	Quarter Ended			Half Year Ended	
		30.09.2016 (Unaudited)	30.06.2016 (Unaudited)	30.09.2015 (Unaudited)	30.09.2016 (Unaudited)	30.09.2015 (Unaudited)
1	Income from operations					
	(a) Net Sales/Income from operations	73,397	63,881	58,904	1,37,278	1,19,243
	(b) Other Operating Income	2,142	2,721	2,055	4,863	4,360
	Total Income from operations	75,539	66,602	60,959	1,42,141	1,23,603
2	Expenses					
	(a) Cost of Materials Consumed	38,610	35,310	30,023	73,920	65,303
	(b) Purchase of Stock-in-trade	1,955	3,850	2,411	5,805	5,071
	(c) Changes in inventories of Finished Goods, Work-in-Progress and Stock-in-trade	5,125	546	4,939	5,671	4,759
	(d) Employee Benefits Expense	7,513	6,318	5,536	13,831	10,601
	(e) Depreciation and Amortisation Expense	3,758	3,720	3,855	7,478	7,613
	(f) Other Expenses	6,857	7,417	5,933	14,274	13,521
	Total Expenses	63,818	57,161	52,697	1,20,979	1,06,868
3	Profit from Operations before Other Income, Finance Costs and Exceptional Items (1-2)	11,721	9,441	8,262	21,162	16,735
4	Other Income	748	676	475	1,424	1,113
5	Profit from Ordinary Activities before Finance Costs and Exceptional Items (3+4)	12,469	10,117	8,737	22,586	17,848
6	Finance Costs	1,660	2,018	1,460	3,678	3,276
7	Profit from Ordinary Activities after Finance Costs but before Exceptional Items (5-6)	10,809	8,099	7,277	18,908	14,572
8	Exceptional Items	-	-	-	-	-
9	Profit from Ordinary activities before tax (7+8)	10,809	8,099	7,277	18,908	14,572
10	Tax Expense	2,690	1,812	2,059	4,502	4,305
11	Net Profit from Ordinary Activities after tax (9-10)	8,119	6,287	5,218	14,406	10,267
12	Extra-ordinary Items (net of Tax expenses)	-	-	-	-	-
13	Net Profit for the period (11+12)	8,119	6,287	5,218	14,406	10,267
14	Share of Profit / (Loss) of Associates	-	-	-	-	-
15	Minority Interest	-	-	-	-	-
16	Net Profit after Taxes, Minority Interest and Share of Profit of Associates (13+14+15)	8,119	6,287	5,218	14,406	10,267
17	Other Comprehensive Income	-	-	5	-	10
18	Total Comprehensive Income(after Tax) (16+17)	8,119	6,287	5,223	14,406	10,277
19	Paid-up Equity Share Capital (Face Value of ₹10 each)	3,768	3,768	3,768	3,768	3,768
20	Earning Per Share of ₹ 10/- each (No Extraordinary Items) Basic and Diluted (in ₹) (Not Annualised)	21.55	16.68	13.85	38.23	27.25



CONSOLIDATED STATEMENT OF ASSETS AND LIABILITIES

(₹ in Lakhs)

Sl.No	Particulars	As at
		30.09.2016 (Unaudited)
ASSETS		
Non-Current Assets		
(a)	Property, Plant & Equipment	1,20,805
(b)	Capital Work-in-Progress	2,800
(c)	Goodwill	70
(d)	Other Intangible Assets	76
(e)	Financial Assets	
(i)	Investments	1,206
(ii)	Trade Receivables	71
(f)	Other Non Current Assets	10,706
	Total Non Current assets	1,35,734
Current Assets		
(a)	Inventories	39,902
(b)	Financial Assets	
(i)	Trade Receivables	32,325
(ii)	Cash & Cash Equivalents	8,580
(iii)	Bank balances other than (ii) above	7
(iv)	Others	3,519
(c)	Other Current Assets	8,502
	Total Current assets	92,835
	Total Assets	2,28,569
EQUITY AND LIABILITIES		
Equity		
(a)	Equity Share Capital	3,768
(b)	Other Equity	1,20,060
	Total Equity	1,23,828
Non-Current Liabilities		
(a)	Financial Liabilities	
(i)	Borrowings	17,737
(b)	Deferred Tax Liabilities (Net)	6,571
(c)	Other Non-Current Liabilities	5,737
	Total Non Current Liabilities	30,045
Current Liabilities		
(a)	Financial Liabilities	
(i)	Borrowings	45,629
(ii)	Trade Payables	15,202
(iii)	Other Financial Liabilities (other than financial liabilities specified in item (c))	9,030
(iv)	Others	1,722
(b)	Other Current Liabilities	681
(c)	Current Tax Liabilities(Net)	2,432
	Total Current Liabilities	74,696
	Total Equity and Liabilities	2,28,569



UNAUDITED SEGMENT REPORTING FOR THE QUARTER / HALF YEAR ENDED 30TH SEPTEMBER 2016


(₹ in Lakhs)


Sl.No	Particulars	Quarter Ended/As at			Half Year Ended/As at	
		30.09.2016 (Unaudited)	30.06.2016 (Unaudited)	30.09.2015 (Unaudited)	30.09.2016 (Unaudited)	30.09.2015 (Unaudited)
1	SEGMENT REVENUE (Net Sales / Income from each segment)					
	a) Textile	57,628	59,358	52,688	1,16,986	1,03,150
	b) Sugar	13,151	1,453	3,193	14,604	10,519
	c) Others	2,618	3,070	3,023	5,688	6,101
	Total	73,397	63,881	58,904	1,37,278	1,19,770
	Less: Inter Segment Revenue	-	-	-	-	527
	Net Sales / Income from Operations	73,397	63,881	58,904	1,37,278	1,19,243
2	SEGMENT RESULTS (Profit Before Tax and Finance Costs from each segment)					
	a) Textile	10,103	9,120	8,105	19,223	16,441
	b) Sugar	1,462	241	19	1,703	65
	c) Others	156	80	138	236	229
	Total	11,721	9,441	8,262	21,162	16,735
	Less: Finance Costs	1,660	2,018	1,460	3,678	3,276
		10,061	7,423	6,802	17,484	13,459
	Add: Other Income	748	676	475	1,424	1,113
	Total Profit Before Tax	10,809	8,099	7,277	18,908	14,572
3	Segment Assets					
	a) Textile	1,92,852	1,94,343	1,63,631	1,92,852	1,63,631
	b) Sugar	27,907	38,319	34,890	27,907	34,890
	c) Others	5,301	5,046	4,790	5,301	4,790
	d) Unallocated	2,509	1,938	598	2,509	598
	Total	2,28,569	2,39,646	2,03,909	2,28,569	2,03,909
4	Segment Liabilities					
	a) Textile	87,620	1,04,485	68,629	87,620	68,629
	b) Sugar	13,236	15,276	26,993	13,236	26,993
	c) Others	3,885	3,649	3,490	3,885	3,490
	Total	1,04,741	1,23,410	99,112	1,04,741	99,112

- The above Unaudited Financial Results have been reviewed by the Audit Committee on 18.10.2016 and taken on record and approved by the Board of Directors at their meeting held on 24.10.2016.
- The Company has classified the operations primarily into three segments viz., Textile, Sugar and Others based on nature of products, risk, returns and the internal business reporting system.
- The Company adopted Indian Accounting Standards ("Ind AS") from April 1,2016 and accordingly these financial results have been prepared in accordance with the recognition and measurement principles laid down in the Ind AS 34 "Interim Financial Reporting" prescribed under Section 133 of the Companies Act,2013 read with the relevant rules issued thereunder and the other accounting principles generally accepted in India.
- The financial results pertaining to the Quarter / Half Year ended September 30, 2015 have not been subjected to a limited review or audit and have been presented based on the information compiled by the Management. The Management has exercised necessary due diligence to ensure that the financial results provide a true and fair view of its affairs in accordance with the Indian Accounting Standards (Ind AS).
- The Statutory Auditors have carried out "Limited Review" of the financial results for the Quarter / Half Year ended 30.09.2016 and preceding quarter ended 30.06.2016.
- The reconciliation between the profits as reported earlier and the "Ind AS" recasted profits for the quarter / Half Year ended 30.09.2015 is given below:

Sl.No	Particulars	₹ in Lakhs	
		Quarter Ended 30.09.2015 (Unaudited)	Half Year Ended 30.09.2015 (Unaudited)
	Net Profit for the period under previous Indian GAAP	5,218	10,267
	On account of interest on Interest free Government Sales Tax		
(a)	Loan	(8)	(17)
(b)	On account of other income	8	17
(c)	Net profit for the period under Ind AS	5,218	10,267
(d)	Actuarial Gain on employee defined benefit fund recognised in other comprehensive income	5	10
(e)	Total Comprehensive Income (Net of Tax)	5,223	10,277

- The results for the Quarter / Half Year ended 30.09.2015 have been restated to comply with Ind-AS to make them comparable with the current period. Further, previous period figures have been regrouped / reclassified, wherever necessary, to conform with the current period presentation.

For K.P.R.MILL LIMITED

P. Nataraj
 Managing Director
 DIN : 00229137

 Coimbatore
 24.10.2016


INDEPENDENT AUDITOR'S REVIEW REPORT ON REVIEW OF INTERIM FINANCIAL RESULTS


TO THE BOARD OF DIRECTORS OF K.P.R. MILL LIMITED

1. We have reviewed the accompanying Statement of Standalone Unaudited Financial Results of **K.P.R. MILL LIMITED** ("the Company"), for the quarter and half year ended September 30, 2016 and Standalone Unaudited Statement of Assets and Liabilities as at September 30, 2016 ("the Statement"), being submitted by the Company pursuant to the requirement of Regulation 33 of the SEBI (Listing Obligations and Disclosure Requirements) Regulations, 2015, as modified by Circular No. CIR/CFD/FAC/62/2016 dated July 5, 2016. We have not performed a review or audit, as stated in Note 04, of the figures relating to the corresponding quarter and half year ended September 30, 2015 including the reconciliation of net profit for the quarter and half year ended September 30, 2015 between the previous GAAP and Indian Accounting Standards ("IND AS"), as reported in this statement.

This Statement which is the responsibility of the Company's Management and approved by the Board of Directors, has been prepared in accordance with the recognition and measurement principles laid down in the Indian Accounting Standard 34 "Interim Financial Reporting" ("Ind AS 34"), prescribed under Section 133 of the Companies Act, 2013 read with relevant rules issued thereunder and other accounting principles generally accepted in India. Our responsibility is to issue a report on the Statement based on our review.

2. We conducted our review of the Statement in accordance with the Standard on Review Engagements (SRE) 2410 Review of Interim Financial Information Performed by the Independent Auditor of the Entity', issued by the Institute of Chartered Accountants of India. This Standard requires that we plan and perform the review to obtain moderate assurance as to whether the Statement is free of material misstatement. A review is limited primarily to inquiries of Company personnel and analytical procedures applied to financial data and thus provides less assurance than an audit. We have not performed an audit and, accordingly, we do not express an audit opinion.
3. Based on our review conducted as stated above, nothing has come to our attention that causes us to believe that the accompanying Statement, prepared in accordance with the aforesaid Indian Accounting Standards and other accounting principles generally accepted in India, has not disclosed the information required to be disclosed in terms of Regulation 33 of the SEBI (Listing Obligations and Disclosure Requirements) Regulations, 2015, as modified by Circular No. CIR/CFD/FAC/62/2016 dated July 5, 2016, including the manner in which it is to be disclosed, or that it contains any material misstatement.

For **Deloitte Haskins & Sells**
Chartered Accountants
(Firm's Registration No. 008072S)



C.R. Rajagopal
Partner
(Membership No.023418)

Coimbatore, 24 October, 2016



INDEPENDENT AUDITOR'S REVIEW REPORT ON REVIEW OF INTERIM FINANCIAL RESULTS

TO THE BOARD OF DIRECTORS OF K.P.R. MILL LIMITED

1. We have reviewed the accompanying Statement of Consolidated Unaudited Financial Results of **K.P.R. MILL LIMITED** ("the Parent") and its subsidiaries (the Parent and its subsidiaries together referred to as "the Group"), for the quarter and Half year ended September 30, 2016 and the Consolidated Unaudited Statement of Assets and Liabilities as at September 30, 2016 ("the Statement"), being submitted by the Parent pursuant to the requirement of Regulation 33 of the SEBI (Listing Obligations and Disclosure Requirements) Regulations, 2015, as modified by Circular No. CIR/CFD/FAC/62/2016 dated July 5, 2016. We have not performed a review or audit, as stated in Note 04, of the figures relating to the corresponding quarter and half year ended September 30, 2015 including the reconciliation of net profit for the quarter and half year ended September 30, 2015 between the previous GAAP and Indian Accounting Standards ("IND AS"), as reported in this statement.

This Statement which is the responsibility of the Parent's Management and approved by the Board of Directors, has been prepared in accordance with the recognition and measurement principles laid down in Indian Accounting Standard 34 "Interim Financial Reporting" ("Ind AS 34"), prescribed under Section 133 of the Companies Act, 2013 read with relevant rules issued thereunder and other accounting principles generally accepted in India. Our responsibility is to issue a report on the Statement based on our review.

2. We conducted our review of the Statement in accordance with the Standard on Review Engagements (SRE) 2410 "Review of Interim Financial Information Performed by the Independent Auditor of the Entity", issued by the Institute of Chartered Accountants of India. This Standard requires that we plan and perform the review to obtain moderate assurance as to whether the Statement is free of material misstatement. A review is limited primarily to inquiries of Parent's personnel and analytical procedures applied to financial data and thus provides less assurance than an audit. We have not performed an audit and, accordingly, we do not express an audit opinion.
3. The Statement includes the results of the following entities:
 - a. K.P.R. Mill Limited (Parent)
 - b. Quantum Knits Private Limited (Wholly owned Subsidiary)
 - c. K.P.R. Sugar Mill Limited (Wholly owned Subsidiary)
 - d. Jahnvi Motor Private Limited (Wholly owned Subsidiary)
 - e. Galaxy Knits Limited (Wholly owned Subsidiary)



4. We did not review the interim financial results of three subsidiaries included in the consolidated financial results, whose interim financial results reflect total assets of Rs.69,513 Lakhs as at September 30, 2016, total revenues of Rs. 25,305 Lakhs and Rs.42,803 Lakhs for the quarter and half year ended September 30, 2016, respectively, and total profit after tax of Rs.1,845 Lakhs and Rs.3,530 Lakhs for the quarter and half year ended September 30, 2016, respectively, as considered in the consolidated financial results.

These interim financial results have been reviewed by other auditors whose reports have been furnished to us by the Management and our report on the Statement, in so far as it relates to the amounts and disclosures included in respect of these subsidiaries, is based solely on the reports of the other auditors.

5. Based on our review conducted as stated above and based on the consideration of the reports of the other auditors referred to in paragraph 4 above nothing has come to our attention that causes us to believe that the accompanying Statement, prepared in accordance with the aforesaid Indian Accounting Standards and other accounting principles generally accepted in India, has not disclosed the information required to be disclosed in terms of Regulation 33 of the SEBI (Listing Obligations and Disclosure Requirements) Regulations, 2015, as modified by Circular No. CIR/CFD/FAC/62/2016 dated July 5, 2016, including the manner in which it is to be disclosed, or that it contains any material misstatement.

For **Deloitte Haskins & Sells**
Chartered Accountants
(Firm's Registration No. 008072S)



C R Rajagopal
Partner
(Membership No.023418)

Coimbatore, 24 October, 2016

